



# Operating and Safety Guide

Compiled by: B Sankey

Document ID	OSG .HHSB.1
Approved by	DC
Version	0.3
Date	13/07/21

DESCRIPTION	Lifebuoy	ITEM CODE (S)	HHSB.1
POWER SUPPLY	n/a		
SERVICE INTERVAL	Visual Inspection		

It is the responsibility of the user to ensure they are familiar with this user guide, and are trained in the correct care and use of this equipment. User must also be aware of the operating characteristics, application limits, and the consequences of improper use of this equipment. If you require technical assistance or product training please call: 0800 000 346. A Full Manufacturers Instruction manual is available on request.

Made of polyethylene and filled with polyurethane foam. With retro reflective tapes.

Operation:




Grasp the neck of the line holder firmly in one hand

With the other hand swing and throw the lifebuoy towards the casualty

When the casualty has hold of the lifebuoy retrieve them by hauling in the line



## Pre use Inspection:

-  Remove lifebuoy from fixed stand (If used)
-  Visually inspect the lifebuoy for damage or deterioration.
-  If there is a grab line attached, inspect this for deterioration, frays or solar degradation.

Helpline - 0800 000 346

